

PRELUDE



FIRST IMPRESSIONS TOOLBOX

PREREADING SOLUTIONS

LEAPFROG AND IMPROV

CAROLYN INABINET, NCTM

MUSIC WORKS ACADEMY
302 WEST BETHANY HOME ROAD PHOENIX, ARIZONA 85013

COPYRIGHT © 2020 MUSIC WORKS ACADEMY, LTD.
ALL RIGHTS RESERVED PRINTED IN USA
PIANOFONICS AND THE PIANOFONICS SYMBOL
ARE REGISTERED TRADEMARKS OF MUSIC WORKS ACADEMY, LTD.

©2020 MUSIC WORKS ACADEMY, LTD.
WARNING: LICENSED FOR USE ONLY BY PURCHASING INSTRUCTOR AND HIS/HER STUDENTS.
THE STUDIO LICENSE MAY NOT BE SHARED WITH ANY OTHER TEACHER IN THE SAME OR DIFFERENT STUDIO

TABLE OF CONTENTS

LEAPFROG AND IMPROV




Keyboard Orientation.....	1
LeapFrogs on Two Blacks.....	2
Right Hand Up	
Left Hand Down	
The Ants Go Marching on Two Blacks	
LadyBugs on Three Blacks.....	6
Right Hand Up	
Left Hand Down	
The Ants Go Marching on Three Blacks	
FrogFingers.....	9
Pony Clusters.....	12
 “LeapFrogging” with Both Hands and Finger 2.....	13
1. ChooTrain.....	14
2. Taxi Cab.....	16
3. Shining Star.....	18
 “LeapFrogging” with Both Hands and Finger 3.....	21
4. Flags on Parade.....	12
5. Joyful Bird.....	24
6. Kitty Cat.....	26
 Boogie Up and Boogie Down.....	28
 Improvisation.....	31
Improv 1.....	32
Improv 2.....	33
ImprovFrogs 3, 4 and 5	34
ImprovFrogs 6, 7 and 8	35



LEAPFROG & IMPROV

SCOPE AND SEQUENCE



The scope and sequence of the Leapfrog booklet introduces six essential elements to the younger piano student:

1. Directionality and Spatial Awareness
 - Right/left
 - Up/down
 - High/low
2. Handedness
3. Eye-hand Coordination
4. Steady Beat with quarter and half notes
5. Forearm Motion: “Leapfrogging” movement at the keyboard promotes arm weight and helps fingers play notes
6. Improvisation: Spontaneous and/or teacher directed

KEYBOARD ORIENTATION: LeapFrogs, LadyBugs, Pony and Antsp

- Right Hand or Left Hand
- Two Blacks or Three Blacks
- UP [high] or DOWN [low]
- Steady Beat
- Clusters: playing notes simultaneously with both hands
 - a. Stationary – stay in one place
 - b. “LeapFrogging” : jumping up or down on the black key

TWO BLACKS with Finger Number 2 [pointer]: Alternating LH/RH pattern


1. **Choo Choo Train:** RH leader leapfrogs up four groups; LH leader leapfrogs down four groups.
2. **Taxi Cab:** RH leader leapfrogs up two groups and adds a half note; LH leader leapfrogs down two groups and adds a half note
3. **Shining Star:** RH leader leapfrogs up two groups with rhythmic variation; LH leader leapfrogs down two groups with rhythmic variation

THREE BLACKS: Finger Number 3 [tall man]: Alternating LH/RH pattern or Repeated Notes

4. **Flags on Parade:** RH leader leapfrogs up four groups with repeated note pattern; LH leader leapfrogs down four groups with repeated note pattern.
5. **Joyful Bird:** RH leader leapfrogs up two groups with repeated notes; LH leader leapfrogs down two groups with repeated notes.
6. **Kitty Cat:** RH leader leapfrogs up then down; LH leader leapfrogs down then up.

BLACK KEY BLUES IMPROV with Finger Numbers 2, 3 and 4: Legato and staccato

7. **Leapfrog Improv 1:** RH leader leapfrogs up four groups with RH Fingers 2 and 3 and LH Finger 2;
8. **Leapfrog Improv 2:** RH leader leapfrogs up four groups with repeated note pattern; LH leader leapfrogs down four groups with repeated note pattern.
9. **Leapfrog Improv 3-8:** Mix and Match black key patterns for beginning improvisation. Create more!



LEAPFROG AND IMPROV

PRACTICE PROCESS

OBSERVATIONS

1. **How many groups** of notes are there?
2. **How many notes** are in each group?
3. Are the notes moving **up or down**?
4. What **finger(s)** do you use?



TIME TO PLAY

1. **PREVIEW:** "*Leapfrog*" (play two-black/three-black clusters with correct fingers).
 - Both hands leap down or up xxxx groups.
2. **PLAY:** Which hand is the leader?
Does the leader change when you leapfrog to the next group?
3. **CREATE:** *Leapfrog* Improv. The *Leapfrog* patterns are guides.
 - Create your own by changing melody and rhythm.

ACCOMPANIMENT FILES

1. Does the **Intro** have four beats or eight beats?
Listen before you play and write down *how many beats before you start playing*.
2. Play the piece **four times**
3. **Improv Section:** In between each repeat, there is a 16-measure "improv".
Count to 8 two times and have fun playing on all of the black keys!

KEYBOARD ORIENTATION

MEET PIANO PALS

LeapFrogs

LadyBugs




Marching Ants



FrogFingers




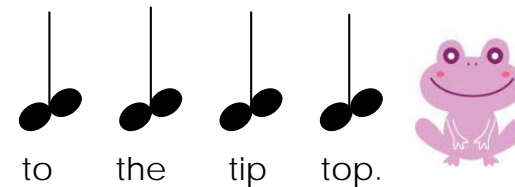
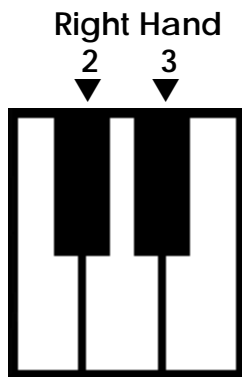


Pony Clusters



LeapFrog UP

Two black keys - Right Hand



??

How many Frogs?
How many sets of two black keys?


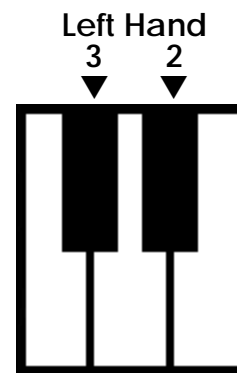
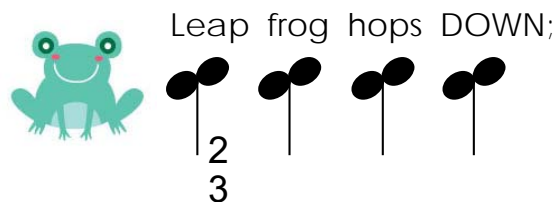
TWO BLACK CLUSTERS*

*playing two or more notes at the same time

- RH PianoPaw: Knock
- RH FingerPads 2 and 3


LeapFrog DOWN

Two black keys - Left Hand



??


How many Frogs?
How many sets of two black keys?




TWO BLACK CLUSTERS*

*playing two or more notes at the same time

- LH PianoPaw: Knock
- LH FingerPads 2 and 3



The Ants Go Marching



Verse 1

The ants go marching one by one, hurrah, hurrah,
The ants go marching one by one, hurrah, hurrah.
The ants go marching one by one;
The last one stops to have some fun;
And they all go marching into the earth
To get out of the rain.
1, 2, 3, 4, 5, 6, 7, 8.


Verse 2

The ants go marching one by one, hurrah, hurrah,
The ants go marching one by one, hurrah, hurrah.
The ants go marching one by one;
The last one stops to tie its shoe;
And they all go marching into the earth
To get out of the rain.
1, 2, 3, 4, 5, 6, 7, 8. .

Verse 3

The ants go marching one by one, hurrah, hurrah,
The ants go marching one by one, hurrah, hurrah.
The ants go marching one by one;
The last one stops to climb at tree;
And they all go marching into the earth
To get out of the rain.
1, 2, 3, 4, 5, 6, 7, 8.

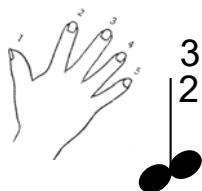
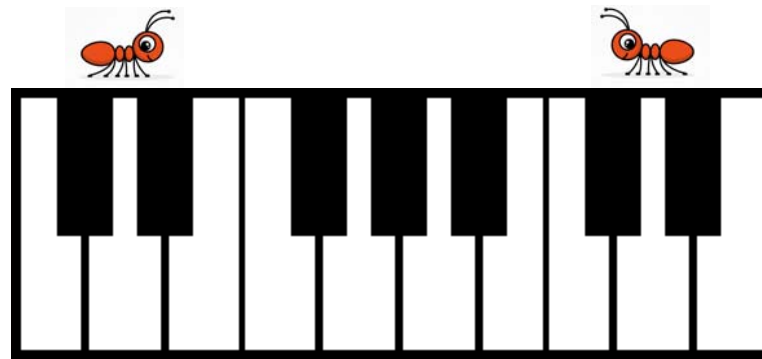




The Ants Go Marching

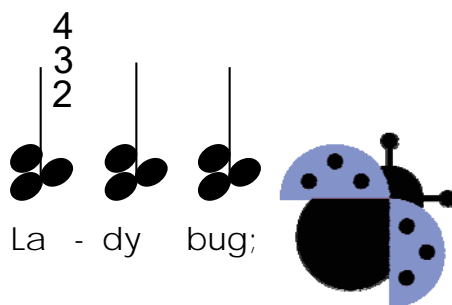
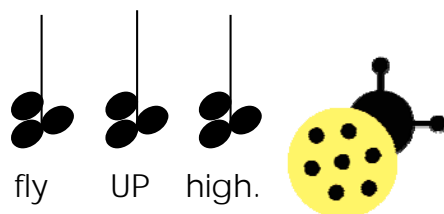
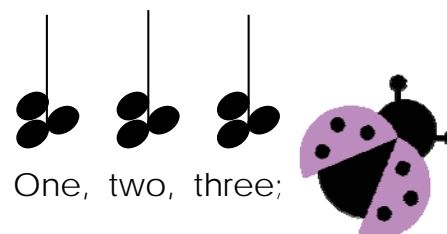

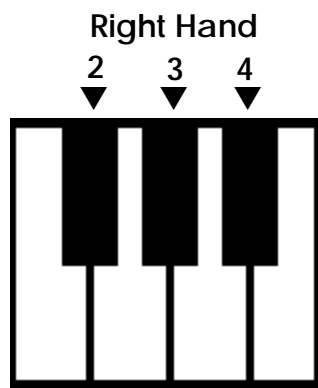


Two Black Keys



LadyBug UP

Three black keys - Right Hand



??

How many Ladybugs?
How many sets of three black keys?

TWO BLACK CLUSTERS*

*playing two or more notes at the same time

- RH PianoPaw: Knock
- RH FingerPads 2, 3 and 4

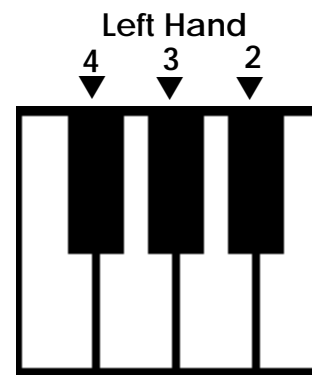
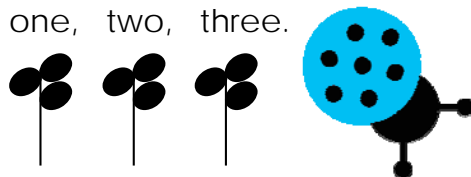
LadyBug DOWN

Three black keys - Left Hand

La - dy bug



one, two, three.



??

How many LadyBugs?
How many sets of three black keys?

See my hand?




TWO BLACK CLUSTERS*

*playing two or more notes at the same time

- LH PianoPaw: Knock
- LH FingerPads 2, 3 and 4

Come to me.

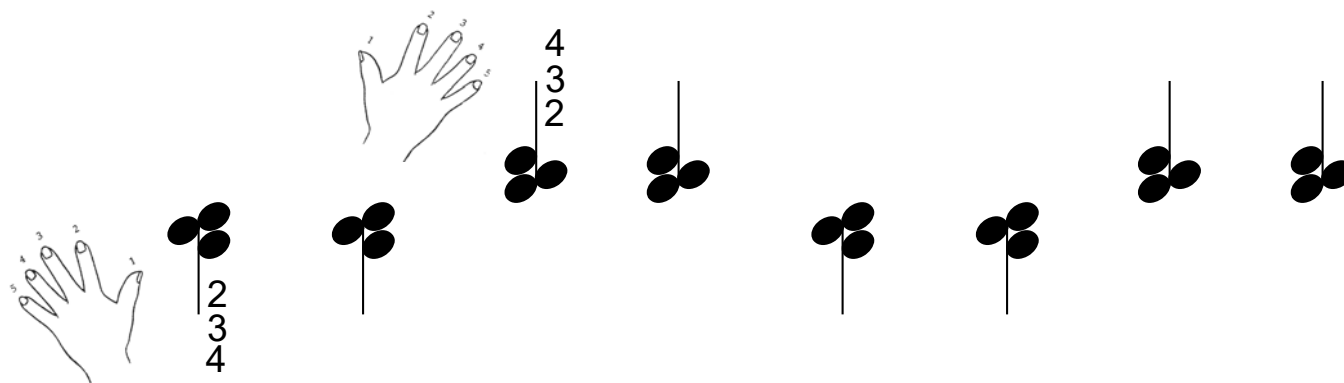
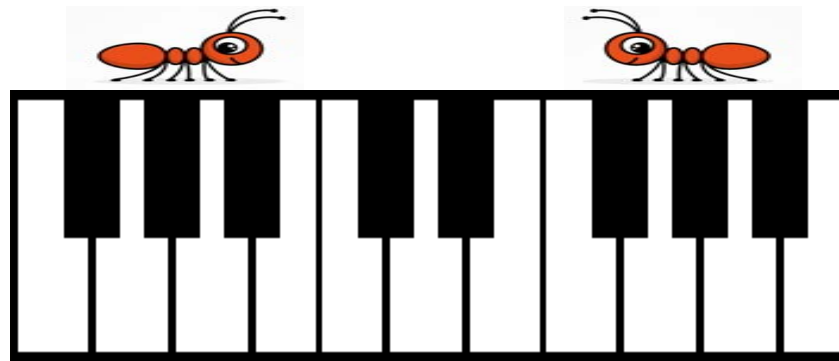




The Ants Go Marching



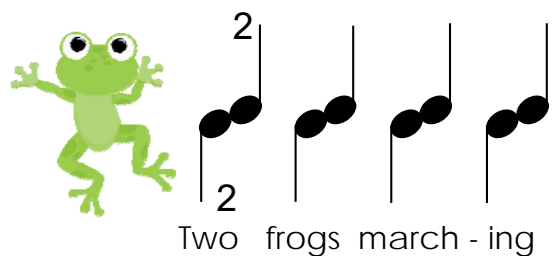
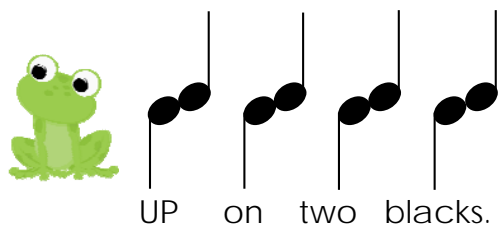
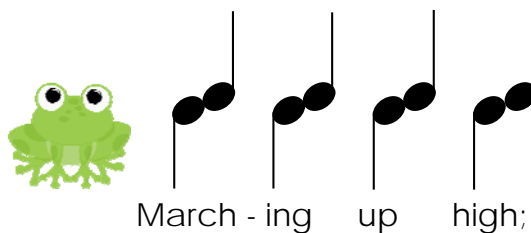

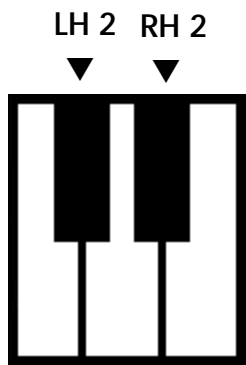
Three Black Keys



Frog Fingers March UP

Play CLUSTERS* on two blacks
with both Pointer Fingers 2


*Clusters: notes played at the same time



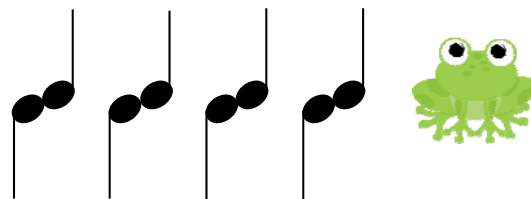
Frog Fingers March DOWN

Play CLUSTERS* on two blacks
with both Pointer Fingers 2

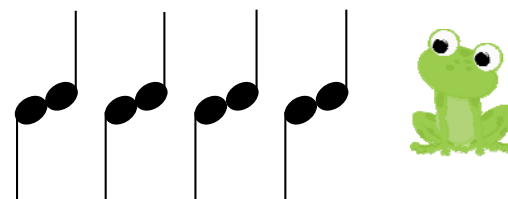
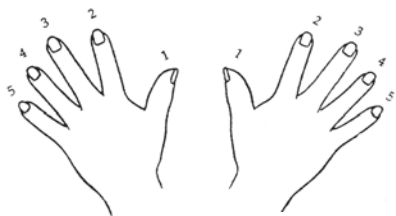
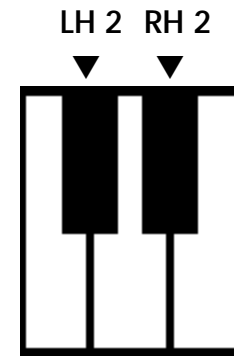
*Clusters: notes played at the same time



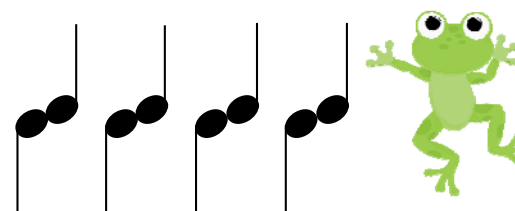
Two frogs march - ing



DOWN on two blacks.



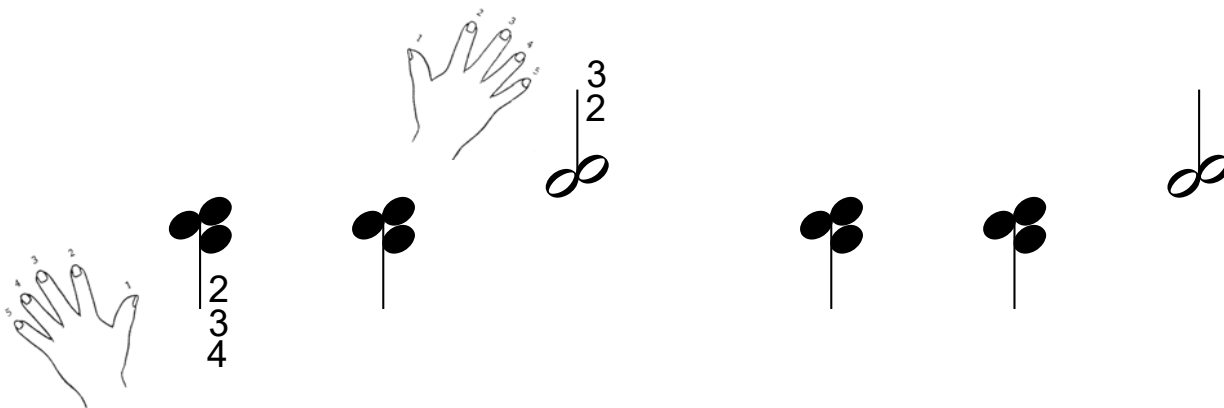
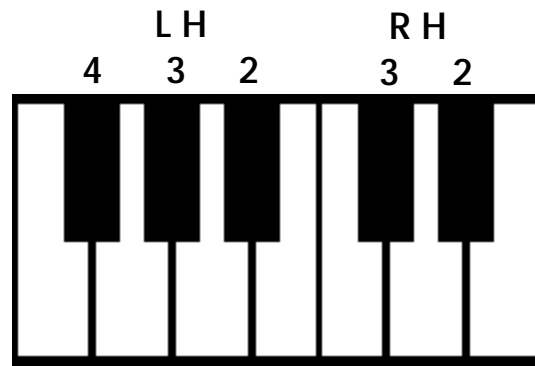
March - ing down low;





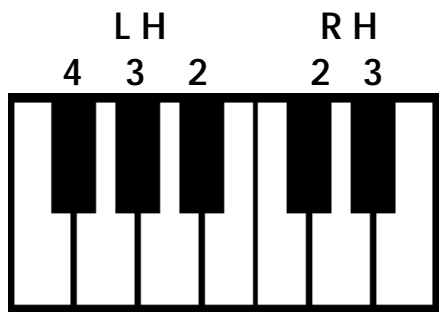
One, two, three, four!

The Ants Go Marching In


Half Notes



My Pony



My sweet friend, black and brown. Pon - y loves to trot a - round.



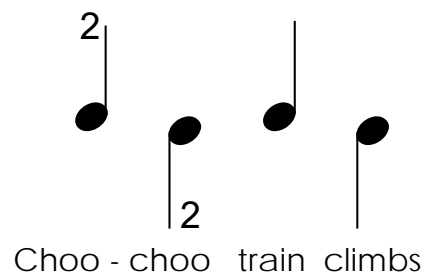
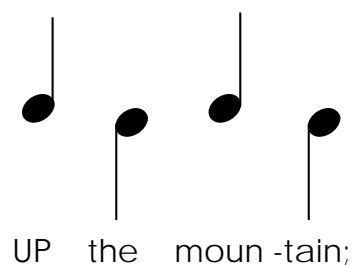
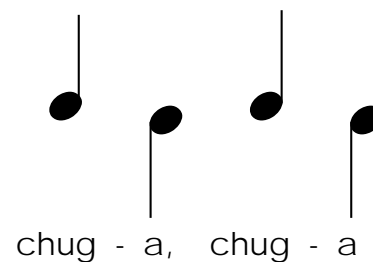
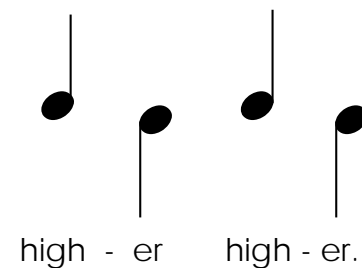
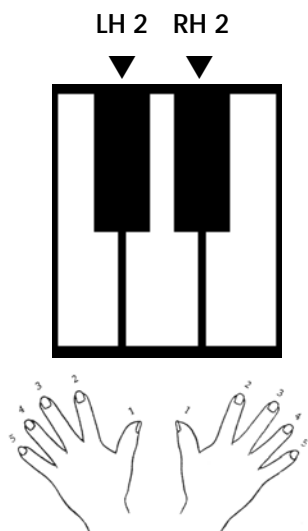
LEAPFROGGING

TWO HANDS

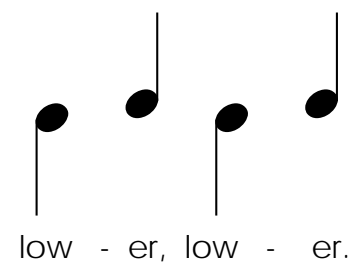
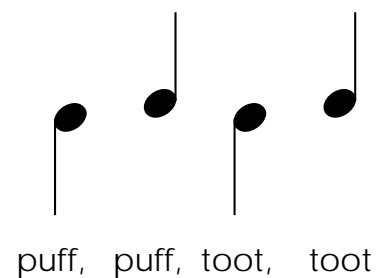
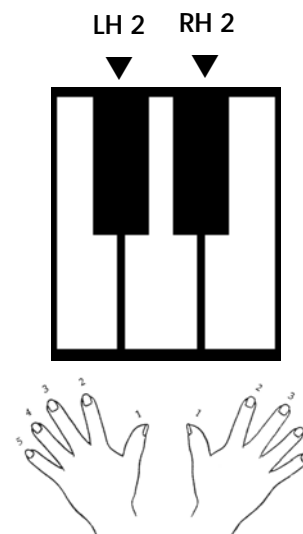
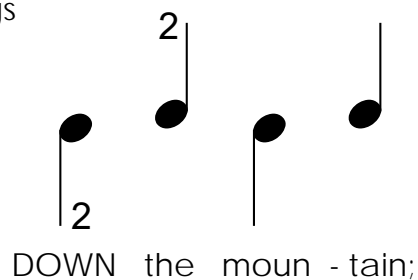
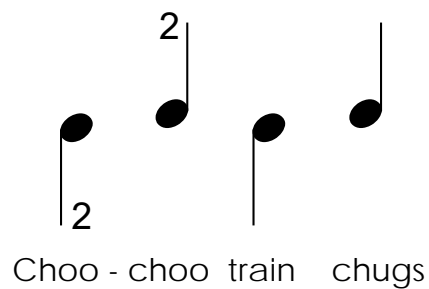
FINGER 2



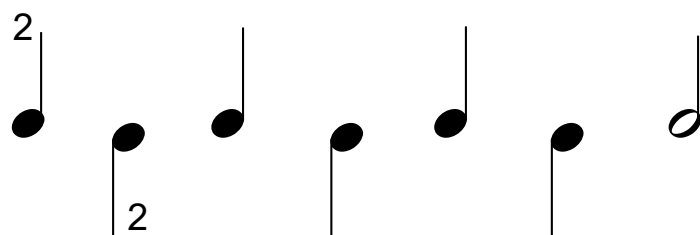
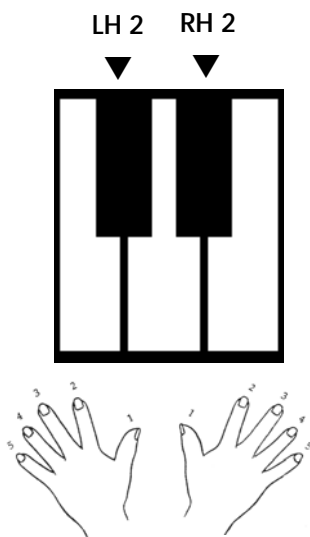
Choo Choo Train



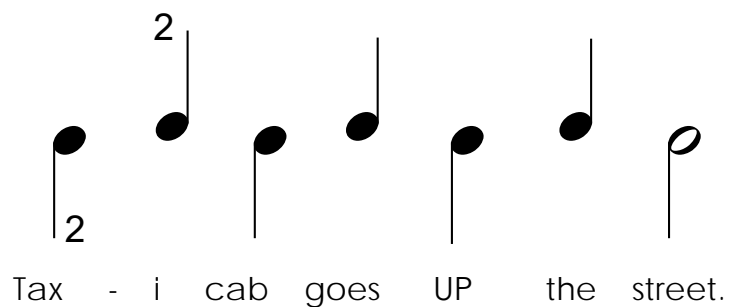
Choo Choo Train



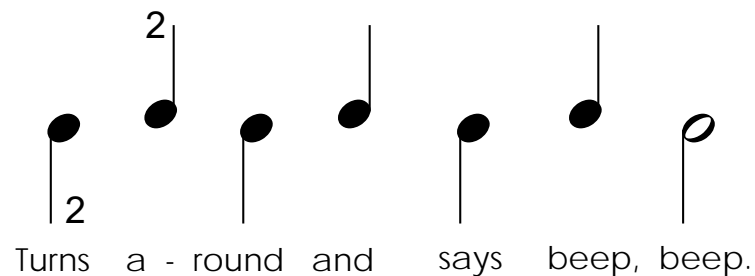
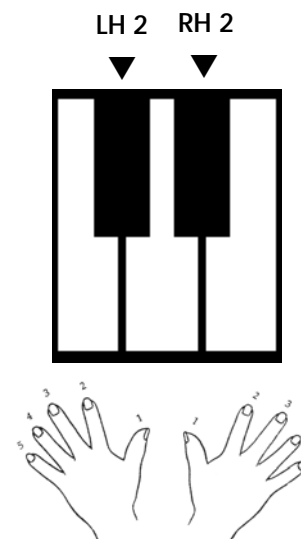
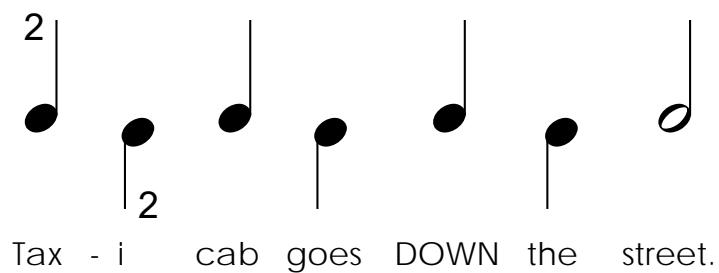
Taxi Cab



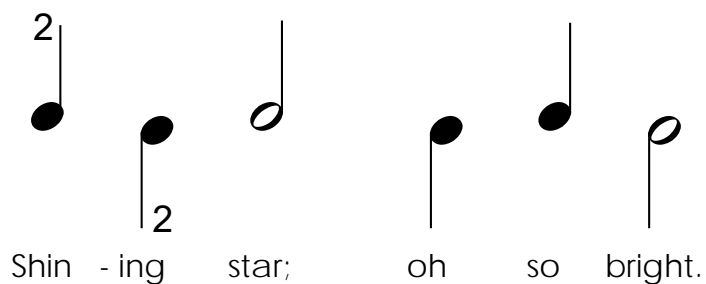

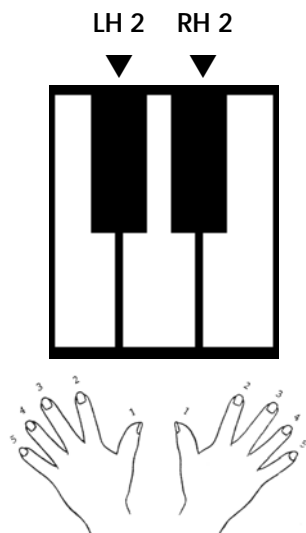
Toot, toot, honk, honk beep, beep beep.



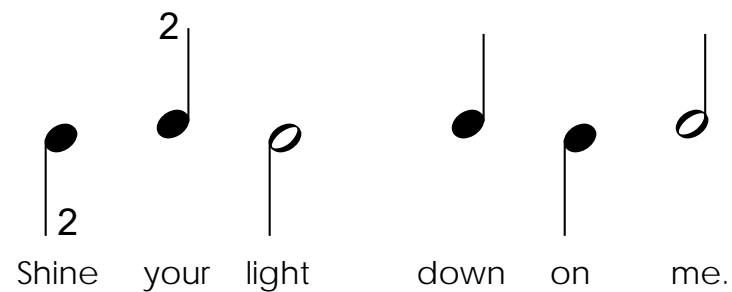
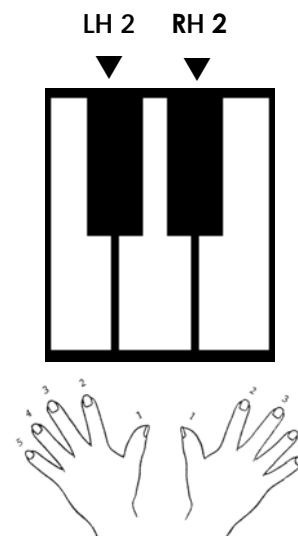

Taxi Cab



Shining Star




Shining Star




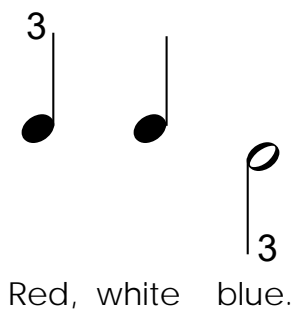



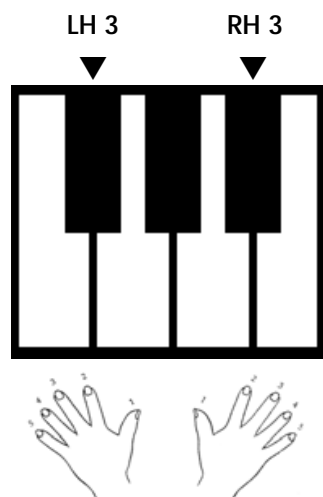
LEAPFROGGING

TWO HANDS

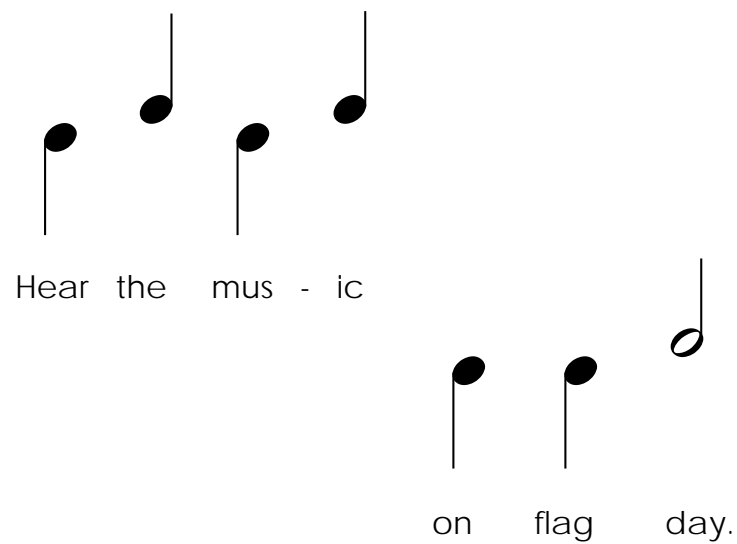

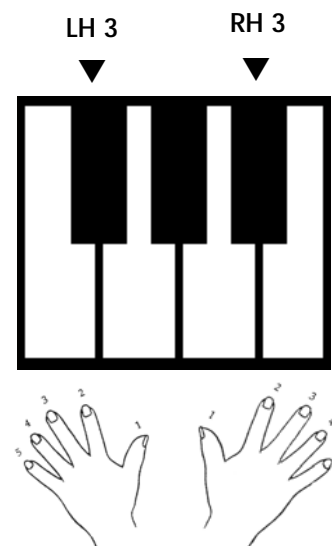

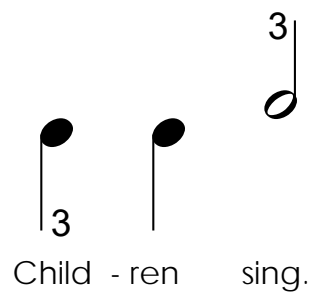
FINGER 3



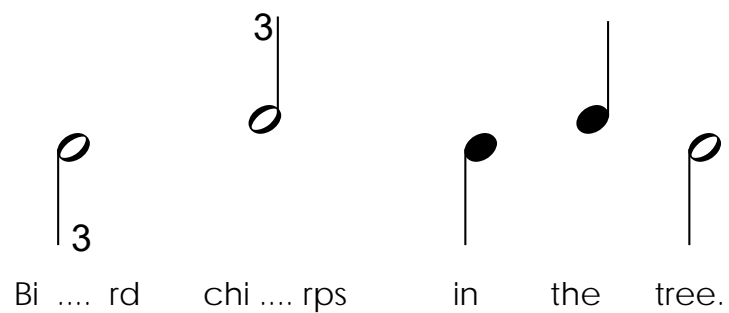
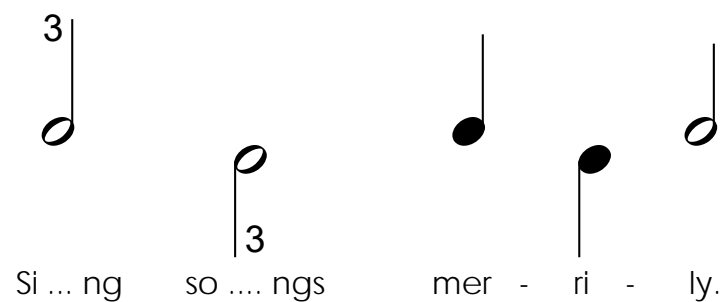
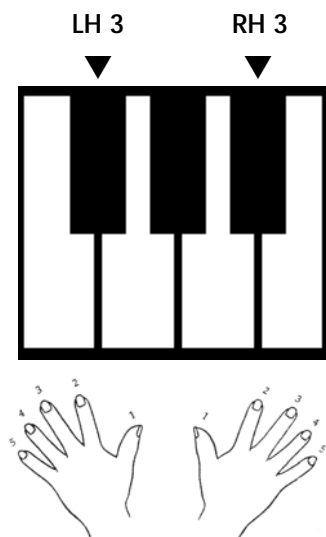
Flags on Parade



Flags on Parade



Joyful Bird


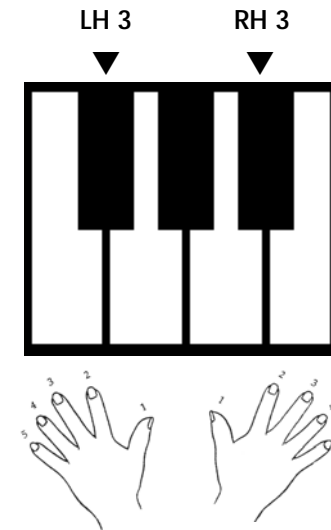


Joyful Bird

3
Bi ... rd

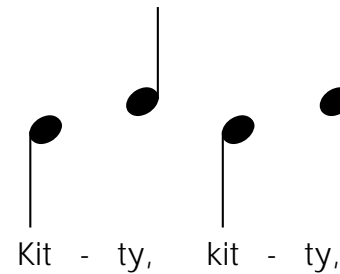
3
chi ... rps

tweet, tweet, tweet.



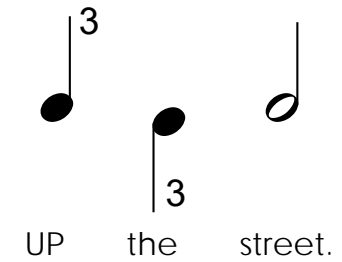
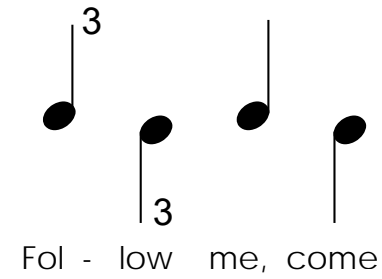
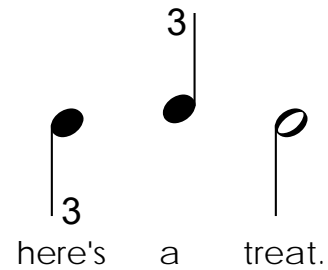
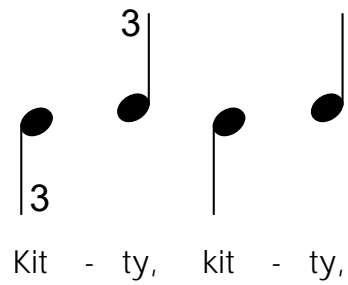
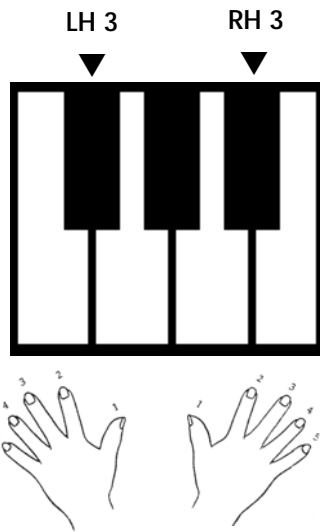
Si ... ng , so ... ngs

oh so sweet.

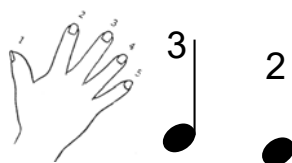
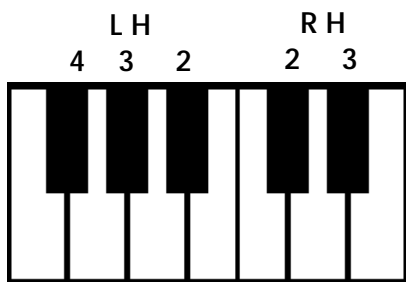


A musical notation for the phrase "don't you cry." It consists of three notes: a quarter note for "don't", a half note for "you", and a quarter note for "cry.".

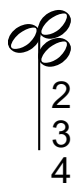
Kitty Cat



Boogie Down



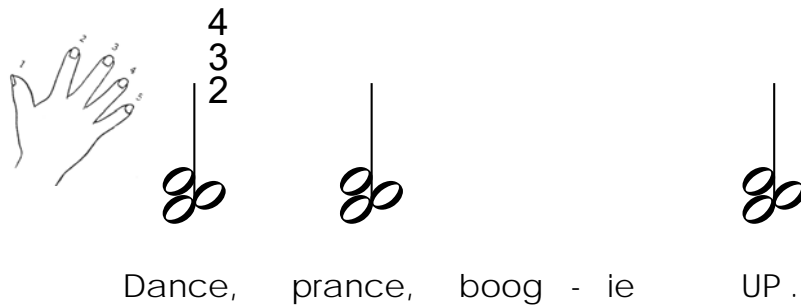
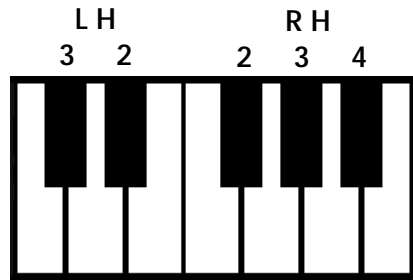
Dance, prance, boog - ie DOWN .



Whirl, twirl ; turn a - round.

Diagram showing the hand positions and musical notes for the 'Whirl, twirl ; turn a - round' section. The left hand is shown with fingers 2, 3, and 4. The right hand is shown with fingers 3 and 2. The musical notes are G4 (quarter note) and F4 (quarter note).

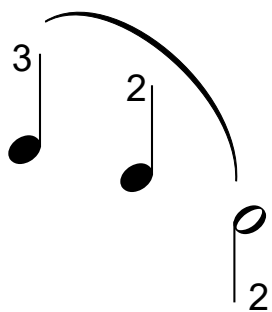


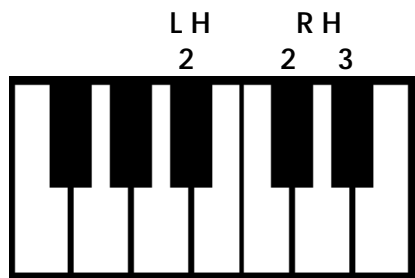
Boogie Up




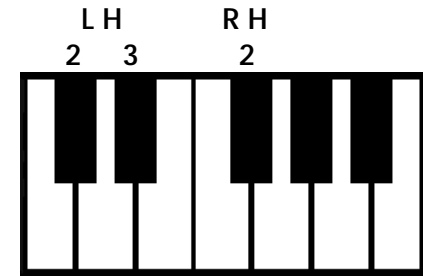
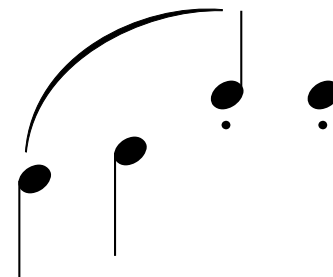
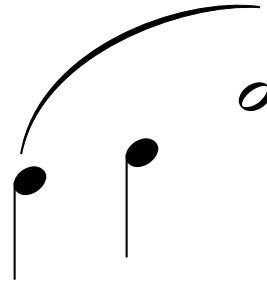
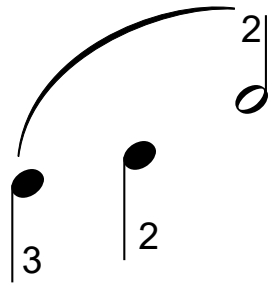
IMPROVISATION




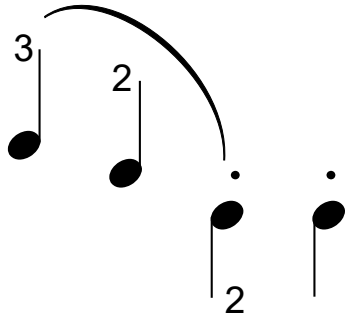
Improv 1 Title



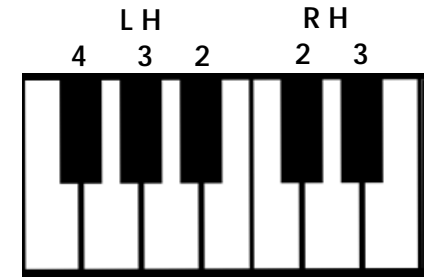
Improv 2 Title



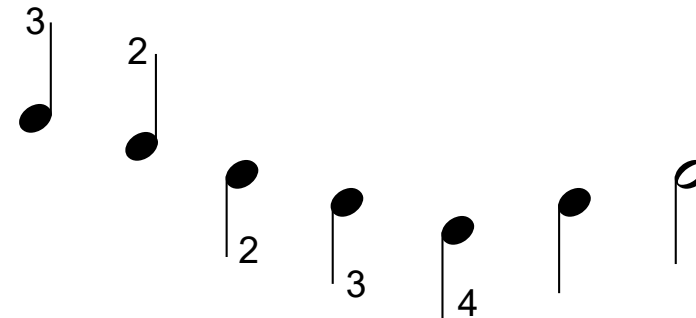
Leapfrogs 3, 4 and 5



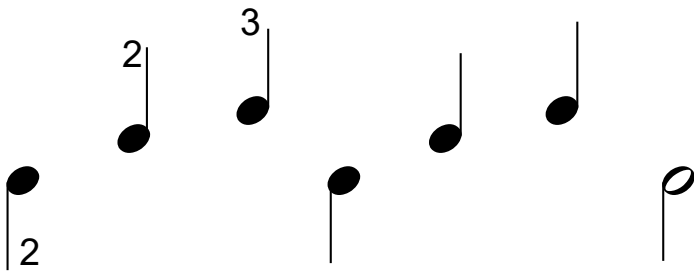
Leapfrog Pattern 3



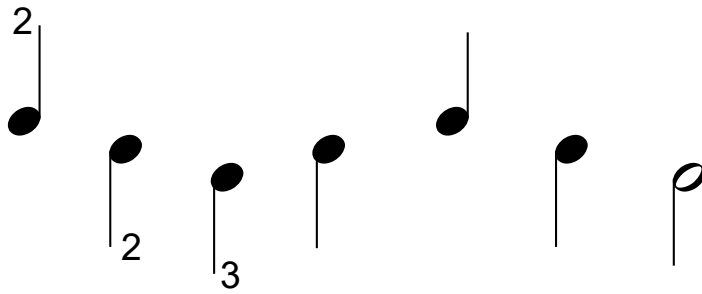
Leapfrog Pattern 4



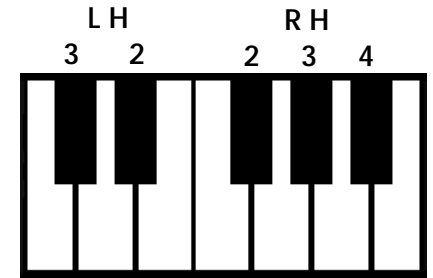
Leapfrog Pattern 5



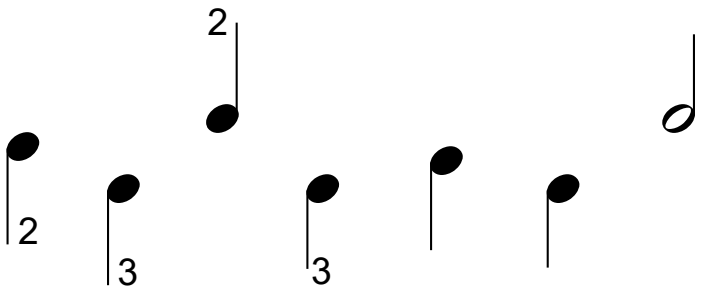
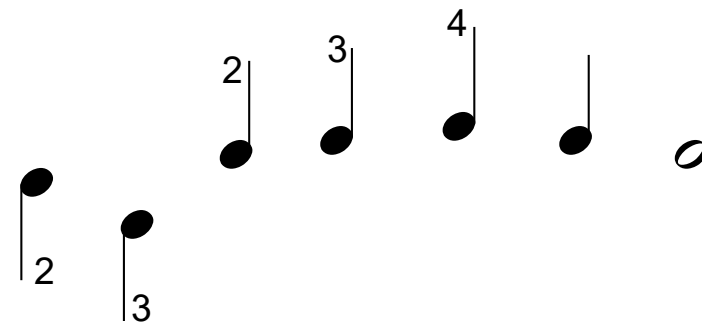
Leapfrogs 6, 7 and 8



Leapfrog Pattern 6



Leapfrog Pattern 7



Leapfrog Pattern 8